





*Welcome to Robins Air Force Base and the Middle Georgia region! On billboards and businesses throughout the local community, you'll see the acronym "EDIMGIAFAD" which means, Every Day in Middle Georgia is Air Force Appreciation Day! Our Pine Oaks Lodging team demonstrates that same level of appreciation and service every day by providing outstanding customer service and world class facilities. I hope your visit with us is enjoyable and your accommodations are comfortable.*

*We have provided you with a few complimentary items to get you through your first night's stay. Feel free to ask any Lodging team member if you need any of these items replenished. If you forgot to pack any other toiletry item, please come see us at the front desk. We should have what you need available for purchase.*

*We constantly monitor our rooms for safety, cleanliness, comfort and convenience. In case something isn't quite right or equipment malfunctions after you check-in, please fill out a maintenance slip and present it to our housekeeping staff or please call the front desk. Our staff is at your service and will respond quickly. If it is beyond their scope, they will refer it to our Base Civil Engineers.*

*If any aspect of your stay is less than you'd hoped for, please contact us at 478-926-2100. We want to correct discrepancies as they occur, so that you may fully enjoy the rest of your stay. We would really appreciate you taking the time to fill out an online customer comment form. We welcome your suggestions to improve our service and your positive feedback increases staff pride and morale.*

***The Air Force Inns Promise:*** *"Our goal is to provide you a clean, comfortable room to guarantee a good night's rest and pleasant stay. If any part of your stay with us is not satisfactory, please provide the lodging manager or front desk staff an opportunity to 'make it right'."*

*Again, Welcome!*

*Ron Jones, CHA, CHS  
General Manager, Pine Oaks Lodging*



## COLONEL DEEDRICK L. REESE

Col. Deedrick L. Reese is the 78th Air Base Wing commander at Robins Air Force Base, Georgia. He commands more than 2,700 personnel assigned to three groups, a communications directorate, an operations support squadron, a comptroller squadron and 17 wing staff agencies. He is directly responsible for logistics, medical, civil engineer, security and mission support functions, in addition to managing facilities and equipment valued at \$8.1 billion, and executing an operating budget of \$170.8 million. He trains, deploys, and redeploys more than 1,800 Airmen annually in support of Air and Space Expeditionary Force and combatant commander requirements. Additionally, Col. Reese serves as the installation commander supporting the base's 54 Mission Partners, including a major command, an air logistics complex and three wings on the 6,935-acre installation; Georgia's largest single-site industrial complex. He is also responsible for the safety, security, morale and welfare of more than 22,000 Total Force Airmen assigned to Robins Air Force Base, and 28,000 local dependents and retirees.

Col. Reese was commissioned in 1999 upon graduation from The Citadel, The Military College of South Carolina. He has served in various special operations, mobility, and fighter aircraft maintenance organizations, and has completed staff officer assignments at Headquarters Air Force Special Operations Command, Headquarters Air Combat Command and Headquarters Air Force. Col Reese's previous command experience includes the 58th Aircraft Maintenance Squadron at Kirtland Air Force Base, the 451st Expeditionary Aircraft Maintenance Squadron at Kandahar Air Base, Afghanistan, and the 27th Special Operations Maintenance Operations Squadron at Cannon Air Force Base. Before his current assignment, Col. Reese was the Commander, 1st Special Operations Maintenance Group, Hurlburt Field, Florida.

### EDUCATION

- 1999 Bachelor of Science, Business Administration, The Citadel, Charleston, S.C.
- 2000 Aerospace Basic Course, Maxwell Air Force Base, Ala.
- 2004 Squadron Officer School, Maxwell Air Force Base, Ala.
- 2005 Maintenance Officer Intermediate Course, Sheppard Air Force Base, Texas
- 2007 Master of Business Administration, University of Phoenix
- 2007 Advanced Maintenance and Munitions Officer School, Nellis Air Force Base, Nev.
- 2010 Air Command and Staff College by correspondence
- 2016 LOGTECH - Advanced Program in Logistics and Technology, Chapel Hill, N.C.
- 2019 Air War College, Maxwell AFB, Ala.

### ASSIGNMENTS

1. July 1999 - November 1999, AGE Flight Commander, 20th Equipment Maintenance Squadron, Shaw Air Force Base, S.C.
2. November 1999 - August 2000, Fabrication Flight Commander, 20th Equipment Maintenance Squadron, Shaw AFB, S.C.
3. August 2000 - June 2002, Sortie Support Flight Commander, 77th Fighter Squadron, Shaw AFB, S.C.



### EFFECTIVE DATES OF PROMOTION

Second Lieutenant  
June 06, 1999

First Lieutenant  
June 06, 2001

Captain  
June 06, 2003

Major  
March 01, 2009

Lieutenant Colonel  
September 01, 2014

Colonel  
August 01, 2020



**DEEDRICK L. REESE**

4. June 2002 - June 2003, Logistics Program Manager-Space Training, Space and Missile Systems Center, Los Angeles AFB, Calif.
5. June 2003 - June 2004, Chief Distributed Mission Operations-Space, Space and Missile Systems Center, Los Angeles AFB, Calif.
6. June 2004 - August 2005, Officer In-Charge Quality Assurance, 352nd Special Operations Group, RAF Mildenhall, England
7. August 2005 - August 2006, Officer In-Charge MC-130 Aircraft Maintenance Unit, 352nd Maintenance Squadron, RAF Mildenhall, England
8. August 2006 - May 2007, Officer In-Charge MH-53M Helicopter Maintenance Unit, 352nd Maintenance Squadron, RAF Mildenhall, England
9. May 2007 - August 2007, Student, Advanced Maintenance and Munitions Officer School, Nellis AFB, Nev.
10. August 2007 - July 2010, Operations Officer, 317th Aircraft Maintenance Squadron, Dyess AFB, Texas.
11. July 2010 - June 2012, Commander, 27th Special Operations Maintenance Operations Squadron, Cannon AFB, N.M.
12. June 2012 - September 2013, Chief, Support Systems Branch, Headquarters Air Force Special Operation Command, Hurlburt Field, Fla.
13. September 2013 - May 2014 Executive Officer, Director of Logistics, Headquarters Air Force Special Operations Command, Hurlburt Field, Fla.
14. May 14 - May 15, Commander, 451st Expeditionary Aircraft Maintenance Squadron, Kandahar Airfield, Afghanistan
15. May 15 - June 16, Chief, Weapons Systems Branch, Headquarters Air Force Special Operations Command, Hurlburt Field, Fla.
16. June 2016 - June 2018, Commander, 58th Aircraft Maintenance Squadron, Kirtland AFB, N.M.
17. June 2018 - June 2019, Student, Air War College, Maxwell AFB, Ala.
18. June 2019 - June 20, Chief, SOF/Bomber Aircraft Maintenance Branch, DCS/Logistics, Engineering and Force Protection (HAF), Pentagon, Washington D.C.
19. June 2020 - June 2021, Chief of the Command, Control, Intelligence, Surveillance and Reconnaissance Aircraft Division, Air Combat Command, Joint Base Langley-Eustis, Va.
20. June 2021 - July 2023, Commander, 1st Special Operations Maintenance Group, Hurlburt Field, Fla.
21. July 2023 - Present, Commander, 78th Air Base Wing, Robins AFB, Ga.

**MAJOR AWARDS AND DECORATIONS**

Legion of Merit

Bronze Star

Meritorious Service Medal with five oak leaf clusters

Air Force Commendation Medal with two oak leaf clusters National Defense Service Medal

Afghanistan Campaign Medal NATO Medal

Global War on Terrorism Expeditionary Medal Global War on Terrorism Service Medal Air Force Expeditionary Service Ribbon with Gold Border

**EFFECTIVE DATES OF PROMOTION**

Second Lieutenant June 06, 1999

First Lieutenant June 06, 2001

DEEDRICK L. REESE

Captain June 06, 2003

Major March 1, 2009

Lieutenant Colonel September 1, 2014

Colonel August 1, 2020

(Current as of July 6, 2023)



## Team Robins Plus Since World War II

---

Warner Robins ALC and Robins Air Force Base is the state's largest industrial facility employing over 4,000 military and over 13,000 civilians' employees. Robins AFB is home to over 40 organizations including the Warner Robins ALC, 78th Air Base Wing (78ABW), Headquarters Air Force Reserve (HQ AFRC), the 19th Air Refueling Group (19ARG) or "Black Knights," 5th Combat Communications Group (5CCG), and the 93rd Air Control Wing (93ACW) (Joint STARS).

Throughout its existence the Center's mission and responsibility have always been the supply of parts for maintenance, repair, and storage of aircraft vital to the nation's defense. The major change in this mission has been in the enormity of its growth and its technical complexity. In World War II, the personnel at Robins AFB maintained various and numerous warplanes as well as train and dispatch over a quarter of a million maintenance, supply, and logistics field teams to every theater of war.

But things were not always so good. After World War II, the number of military and civilian employees dropped dramatically until in March 1946, it reached a total of only 3,900. However, the critical role that Robins AFB and its repair and supply personnel played in the Berlin Airlift (Operation Vittles) 1948-1949 caused the work force to grow to 11,000. This trend continued with the advent of the Korean War. Once again, the nation took notice of the essential role of the Depot—then known as the Warner Robins Air Materiel Area (WRAMA). In one of their finest efforts, workers at the Center literally unwrapped and refurbished hundreds of "Cocooned" Boeing B-29 Super fortresses. Understaffed and working around the clock, they made sure that United Nations forces in the Far East had the necessary tools to fight the North Korean invaders. This was particularly true with the key role B-29s played in bombing Communist supply lines and staving off the enemy's assault on Allied forces pinned down inside the Pusan Perimeter.

The lesson of Korea was not lost on policymakers in Washington. Ever since, though numbers have fluctuated slightly, both the Air Force and Department of Defense have always ensured that Robins AFB has been adequately staffed. This, of course, has paid off since Robins AFB and the WR-ALC have played enormous parts in the Vietnam War through the resupply of troops and materiel known as the Southeast Asian Pipeline. Among the weapons systems managed by WRAMA personnel during the Vietnam War was the B-57 Canberra used for night raids along the Ho Chi Minh Trail. The AC-119K Gunship was modified entirely at Robins AFB in 1969. It proved to be the Allies' primary "truck killer" during the war. Also playing a vital part in war were the AC-130 Gunship, various helicopters, the C-141, the C-130, the C-123, and the C-124 cargo aircraft—all serviced and maintained at WRAMA.

In the 1970's, WRAMA and Robins AFB personnel once again found themselves on center of the world's stage as they surged to resupply America's important Middle Eastern ally, Israel, in the 1973 Yom Kippur War. During Operation Nicklegrass, dozens of C-141s managed by WRAMA provided the Israeli military with critical supplies to prevent defeat in its war with its Arab neighbors. In October 1983, WR-ALC-managed C-130s and gunships supported US ground forces during the invasion of the tiny Caribbean Island of Grenada.

In 1990-1991, Desert Shield and Desert Storm once again challenged the WR-ALC and Robins AFB work force to provide supplies, parts, repairs, and personnel to coalition forces in the Persian Gulf wresting Kuwait from the clutches of Iraqi dictator Saddam Hussein. Personnel at Robins and throughout the Air Force airlifted more supplies and aircraft to the Persian Gulf Theater of War in 14 weeks than the Allies had airlifted in 14 months to West Berlin during the Berlin Airlift. Of course, everyone is familiar with the vital roles that the F-15 Eagle and the E-8A (now E-8C) Joint STARS played in bringing the Iraqi Army to its knees. In addition to its combat role, the WR-ALC today supports several of the most vital Air Force weapons systems, the F-15 Eagle,

the C-141B Starlifter, the C-130 Hercules, Special Forces (SOF) gunships, the 93ACW's, E-8C Joint STARS, the U-2 Aircraft, Air Force vehicles, numerous helicopters and many other key missile, avionics and aircraft systems. It is one of the most important avionics centers in the Air Force, the integral manager of several important Foreign Military Sales (FMS) programs, the Small Arms Center for the Air Force, and a major location for the military development of high technology and automated industry. Since 1958, Center personnel have managed programs for 30 to 77 countries worth between \$200 million to \$3 billion annually.

Robins AFB, Georgia, has been visited by numerous dignitaries, and people of international fame including: numerous US cabinet and sub-cabinet level officials such as current Secretary of Defense Donald H. Rumsfeld and current Air Force Secretary Dr. James G. Roche, several senior military officers from every branch of service such as former Air Force Chief of Staff General Ronald Fogleman, as well as Senator Sam Nunn (Dem-Georgia), Senator Paul Coverdell (Rep-Georgia), the late former first lady of China Madame Chiang Kai-shek, the late Egyptian President Anwar El-Sadat and his wife, the late Prime Minister of Israel Menachem Begin, then Vice President Dan Quayle, powerful Georgia Congressman Carl Vinson, and many many more. Three presidents have also visited Robins AFB, specifically—Lyndon Baines Johnson, President and Mrs. Richard M. Nixon, and President and Mrs. James E. “Jimmy” Carter Jr., who housed Air Force One at Robins AFB during his presidency during trips to their home in Plains, Georgia.

One of the most important recent missions to originate from Robins AFB came about in 1994, when Senator Nunn, former President Carter, and former JCS Chair Collin Powell, at the bidding of President Clinton, traveled to Haiti and averted a major crisis. Their mission, which began and ended at Robins, not only avoided war between the US and the Haitian military junta, but helped bring peace and democracy to that beleaguered island nation.

Robins AFB itself has gone through many changes. It was buffeted by a major tornado in 1953 and squeezed by growing pains throughout. Originally, Robins Field consisted of just over 3,000 acres valued at \$1,000,000. The original construction cost just over \$20,000,000. Today Robins AFB is situated on 8,722 acres of an upper coastal plain, of which 2,300 acres are natural wetlands and 1,150 acres are timberland. Wildlife and vegetation are plentiful and lavish. Birds, alligators, the Florida Panther, and various insects make up the animal population, while magnolias, oaks, and loblolly pines (many planted during the New Deal programs of the 1930s) are among the wide-ranging species of vegetation. Center environmental personnel and professional archaeologists have uncovered 36 sites and recovered numerous artifacts for display in the Robins AFB Museum of Aviation “Windows to a Distant Past,” thus proving that Robins was once a major Native American settlement.

Today, there are 3.8 million square feet of maintenance shops, 1.7 million square feet of administrative space, and 3.5 million square feet of storage space at Robins AFB. The flightline runway is 12,000 feet long and 300 feet wide with two 1,000-foot overruns. It is not only the largest in Georgia, but it is also capable of accommodating the largest aircraft in the world including the C-5B Galaxy and the NASA Space Shuttle piggybacked on a Boeing 747. Robins AFB has dormitories for 1,415 single members as well as 1,396 family housing units.

In addition, it has a medical clinic, a large base chapel which serves the religious needs of Catholics, Protestants and Jews, two fully accredited elementary schools, 180 acres of diversified recreational facilities, first class Officers' and Enlisted Clubs, numerous restaurant facilities, a base theater, base exchange, base post office, airline ticket office and commissary. Replacement value for all Robins AFB land and facilities in 1996 was \$3,102,909,000.

Of particular note is the Robins AFB Museum of Aviation which began in 1981 with a directive from the AFLC Commander, and when Dr. Richard W. Iobst, then Museum curator, obtained the photographic collections of Georgia World War I aviator Lt Guy O. Stone. The first buildings opened in 1984. Today the Museum is led by its director Elizabeth F. Garcia. It has four major display buildings on a 43-acre site and 90

aircraft spanning a century of flight. These include the SR-71 “Blackbird” the world-speed record holder, a U-2, P-40, P-47, P-51, B-25, B-29, B-52, and MiG-17. Major exhibits include: the Flying Tigers, China-Burma-India Hump Pilots, the 483rd Bomb Group (B-17s in WWII), “MiG Alley,” the Korean War, “Windows to A Distant Past” featuring Native American artifacts found at RAFB, Starbase Robins, Brig Gen Robert L. Scott, Senator Sam Nunn and Famous Georgians, “America’s Black Eagles: The Tuskegee Airmen and Beyond,” as well as several simulators and interactive displays. The Museum of Aviation at Robins AFB has become, in two short decades, a major Georgia educational and historical resource with hundreds of thousands of people visiting each year.

Not only has Robins AFB and the WR-ALC been important to the Air Force, but its impact on the state and region has been dramatic. Only 512 of the 17,022 member Robins AFB work force come from outside the 25 counties of Middle Georgia. Between \$200 million to \$300 million in annual contract awards have been presented to Georgia businesses each year over the past two decades. Overall Robins AFB contractors have awarded between \$2 billion and \$3 billion in contracts each year during that same period. Robins AFB’s total economic impact on Middle Georgia has ranged from \$1 billion to \$1.9 billion each year.

The sleepy little whistle-stop known as Wellston changed its name to Warner Robins on Sept. 1, 1942. Since that time, it has grown to 49,200 citizens, while Houston County now has a population near 100,000. Warner Robins hasn’t been the only beneficiary of the Base’s employment of over 17,000 military and civilian workers. Perry, Cochran, Fort Valley, Byron, Macon, Forsyth, Hawkinsville, Eastman, and the other regional towns of Middle Georgia’s 25 counties have also grown in size and experienced economic stability as a result of the development of Robins AFB and its supporting collateral businesses and industries which have burgeoned since 1941.

In 1993 and again in 1995, Robins and the WR-ALC were closely scrutinized by members of the Base Realignment and Closure (BRAC) Commission. On both occasions the BRAC commissioners agreed that this installation was so vital to the nation’s defense that it should remain open and functioning as one of America’s primary Air Logistics Centers. Finally, on 12 May 1995, all of the hard work put forth by the members of Team Robins *Plus* paid off. The Team reached the pinnacle of its profession when Center and Base personnel received the Commander-in-Chief’s Installation Excellence Award from Secretary of the Air Force Widnall during formal ceremonies in Washington.

Today these positive trends continue to develop while the mission of Robins AFB and the WR-ALC continues to be “Keep ‘Em Flying.” To this end, the present-day members of Team Robins *Plus* carry on the tradition of confronting and overcoming hard jobs just as their predecessors have done over the past 56 years.

This history is a recollection of some, hopefully most, of the significant events, names, and achievements of not only the leaders, but all the people who have labored at Robins AFB. From its origins as a dairy farm pastureland over 50 years ago to its status as a major defense industrial plant, Robins AFB, Georgia, remains one of the nation’s greatest defense assets.

WILLIAM HEAD, PhD  
Acting Chief, WR-ALC/HO  
Historian, United States Air Force

For more information on the history of Robins AFB, you may view the website at [wwwmil.robins.af.mil/index.htm](http://wwwmil.robins.af.mil/index.htm)



## Emergency Notification Signals



- \* Seek shelter, when directed & Be Alert.
- \* Move safely, but quickly. Remain calm.
- \* Provide assistance to anyone who may need help.
- \* Ensure those with special needs are not left behind. Be a good wingman!
- \* Keep clear of glass doors and windows.
- \* Report to supervisor/family for accountability ASAP.
- \* **Remain in the shelter until the "ALL CLEAR" signal is given.**


## Emergency Procedures

### Call 911


- \* If using a RAFB phone line, dialing **911** will call the *on base emergency line*.
- \* If using cell phone while on base dialing **911** will call the *Houston County emergency line*.
- \* To bypass calling Houston County and being transferred, you can call Robins AFB Emergency line directly by dialing **(478) 222-2900**.
- \* Provide nature/type of emergency.
- \* Follow directions of the first responders (SFS, Fire Department and Medical).
- \* Evacuate Facility if directed.
- \* **DO NOT** endanger yourself or your wingman by delaying your movement.
- \* Report to your supervisor/family for personnel accountability.




This is a production of the 778 CES/CEXM  
Emergency Management Flight, 497-8885



## ROBINS AFB EMERGENCY MANAGEMENT REFERENCE GUIDE



January 2016



Welcome to *Team Robins!*  
 We hope you enjoy your stay in Central Georgia. This guide provides emergency action for primary threats you need to take during an emergency. Feel free to contact the:

**Installation Office of Emergency Management** at **(478) 327-8885**

If you have any questions concerning this guide or emergency situations.

**THIS GUIDE IS NOT ALL-INCLUSIVE. DEPENDENT UPON THE SITUATION, ALTERNATE ACTIONS MAY BE REQUIRED**

**Active Shooter—LOCKDOWN**


During an Active Shooter incident the Command Post will utilize the Installation Warning & Notification System,

**“LOCKDOWN LOCKDOWN LOCKDOWN”**

You should:

- \* Have an escape route in mind
- \* Hide out and LOCKDOWN
- \* Take action: **As a last resort**
- \* Record information and dial 911

**Tornado Shelter Area**



**Tornados** are the highest natural disaster threat for Central GA & RAFB. If you hear a **3-5 minute Steady Tone**;

- \* Immediately take cover in your nearest **Tornado Shelter Area**.

**Tornado Shelter Tips**



If the above are not realistic options then do your best to find most ideal shelter location available to you at the moment.

- \* If outdoors, immediately move indoors for shelter.
- \* If there is not a building nearby, find the lowest lying point and lie face down, using your hands to cover

**Shelter-In-Place (SIP)**



Shelter-In-Place is a response method to a Hazardous Material Incident. Should Shelter-In-Place (SIP) be directed

- \* Look for the SIP Safe Room signs located inside buildings.
- \* If you are inside your hotel room, move to the best location:
  - \*Interior Room (ex. Bathroom)
  - \*No Exterior Walls
  - \*No Windows
- \* Turn off the A/C in your room. The goal of SIP is to protect you from the air outside.

SIP is temporary in nature. If you are sheltered longer than 2 hours, call the Fire Department at **(478) 222-2900** for guidance. You may also call the “straight talk” line at **(478) 222-0815** for updates on the emergency.



**ROBINS AFB**  
**EMERGENCY REFERENCE GUIDE**

September 2019



**Welcome to Team Robins!**

We hope you enjoy your stay in Central Georgia. This guide provides emergency action for primary threats you need to take during an emergency.

Feel free to contact the: **Installation Office of Emergency Management** at **(478) 327-8885**

If you have any questions concerning this guide or emergency situations.

**Tornado Shelter Area**

**TORNADO SHELTER AREA**



Tornados are the highest natural disaster threat for Central GA & RAFB. If you hear a **3-5 minute Steady Tone**; Immediately take cover in your nearest **Tornado Shelter Area**.

**Tornado Shelter Tips**



- If the above are not realistic options then do your best to find most ideal shelter location available to you at the moment.
- If outdoors, immediately move indoors for shelter.
  - If there is not a building nearby, find the lowest lying point and lie face down, using your hands to cover your neck and head.

**Shelter-In-Place**



Shelter-In-Place is a response method to a Hazardous Material Incident. Should Shelter-In-Place (SIP) be directed;

- Look for the SIP Safe Room signs located inside buildings.
- If you are inside your billeting room, move to the best location:
  - \*Interior Room (ex. Bathroom)
  - \*No Exterior Walls
  - \*No Windows
- Turn off the A/C in your room. The goal of SIP is to protect you from the air outside.

SIP is temporary in nature. If you are sheltered longer than 2 hours, call the Fire Department at **(478) 222-2900** for guidance. You may also call the "straight talk" line at **(478) 222-0815** for updates on the emergency.

**Active Shooter - Lockdown**

During an Active Shooter Incident the Command Post will utilize the Installation Warning & Notification System, announcing: **"LOCKDOWN LOCKDOWN LOCKDOWN"** You should:



- Have an escape route in mind
- Hide out and LOCKDOWN
- Take action: As a last resort
- Record information and dial 911

**Georgia County Map**

Weather Watches and Warnings are announced by counties. You are currently in Houston County, highlighted in yellow.



U.S. AIR FORCE EMERGENCY NOTIFICATION SIGNALS		
IF YOU HEAR	THIS INDICATES	INDIVIDUAL ACTIONS
3-5 Minute Steady Tone	A Disaster Incident is imminent or in Progress	<ul style="list-style-type: none"> <li>• Be Alert</li> <li>• Take Cover or Evacuate to Safety</li> <li>• Follow Instructions</li> <li>• Account For Personnel</li> </ul>
3-5 Minute Warning Tone	An Attack/Threat is in Imminent or in Progress	<ul style="list-style-type: none"> <li>• Be Alert</li> <li>• Evacuate Security Measures</li> <li>• Follow Instructions</li> <li>• Account For Personnel</li> </ul>
Lockdown (constant) Tone Please Repeat 3 Times	Active Shooter Incident is in Progress	<ul style="list-style-type: none"> <li>• Remain Calm</li> <li>• Implement Lockdown Procedures Based on Your Location</li> </ul>
Your Announcement	Immediate Disaster or Threat has Ended	<ul style="list-style-type: none"> <li>• Remain Alert</li> <li>• Account For Personnel</li> <li>• Report Injuries, Illnesses, and Damage</li> </ul>

**Emergency Procedures**

**Call 911**

- If using a RAFB phone line, dialing **911** will call the **On Base Emergency Line**.
- If using cell phone while on base dialing **911** will call the **Houston County Emergency Line**.
- You can call Robins AFB Emergency line directly by dialing **(478) 222-2900**.
- Provide nature/type of emergency.
- Follow directions of the first responders (SFS, Fire Department and Medical).
- Evacuate Facility if directed.
- **DO NOT** endanger yourself or your wingman by delaying your movement.
- Report to your supervisor/family for personnel accountability.

**Airline  
Information**

Warner Robins is serviced commercially by Atlanta's Hartsfield International Airport and Macon Airport.  
American 1-800-433-7300  
Delta 1-800-221-1212  
United 1-800-241-6522

**Airport  
Transportation**

For personnel on official travel, the Transportation Office can provide service to and from the Atlanta and Macon airports. For transportation to Atlanta, four or more persons must be traveling. For departures and arrivals, please call the base taxi at 926-3493. Groome Transportation will also provide transportation to both airports. For cost information or to schedule a departure time call 471-1616 or 1-800-537-7903.

**Amenities**

A few travel-size items are available upon your initial occupancy of your room. Additional items are available for purchase in the main lobby.

**Banking Facilities**

Robins Federal Credit Union, 923-3773  
Bldg. 166A and 376 is open Mon. - Fri. 0830 – 1600 hours  
(Closed 1300 – 1330 Lunch)

**Business Center**

Free internet, copying, and Stateside DSN fax services are available at the Business Center, located in Bldg. 557. For additional information, please contact the front desk by dialing 0.

**Chapel Service**

Chapel Services are held at the Robins Air Force Base Chapel, 655 Ninth Street in Bldg. 769. Call 926-2821 for more information.

**Protestant**

Sunday-Gospel 1100 - Chapel

**Catholic**

Sunday Mass 0900 – Chapel  
Wed, Thu, Fri 1200 – Chapel  
Saturday Mass 1700 – Chapel

For additional religious needs, please contact the chapel directly.

**Check-Out Time**

Checkout time for all quarters is 1100 hours. An additional day's room charge will be added to your account after 1200 hours. If you have special circumstances, please contact the manager on duty the day prior to checkout.

**Classified Documents**

Lodging is not authorized to store classified documents. Contact Base Operations or the Command Post for storage of classified documents.

**Conference Room**

The Conference Room is located in Building 557 and is available to all guests of Pine Oaks Lodging. There is no fee for this service. For additional information, please contact the front desk by dialing 0.

**Cribs and Roll-Aways**

Cribs and rollaway beds are available. Just ask your Housekeeper or Contact the Reception Desk by dialing "0."

**Facsimile Services**

Facsimile is available at the Guest Reception Desk free of charge for official business. To receive a FAX, the number is:

Commercial: 478-926-0977

DSN: 468-0977

**Firearms**

Firearms, explosives, archery equipment, and swords are unauthorized in any Lodging Facility. You must contact Security Forces at 926-2187 for storage of these items.

**Fire Safety**

Please familiarize yourself with the location of the nearest fire exit and/or stairway. In the event of a fire, please move quickly, but calmly, to the nearest exit. It is mandatory that all fire or smoke incidents are reported to the Fire Department. Please call the Fire Department at 911 and the Reception Desk by dialing "0."

Please help us by observing the following Fire Protection regulations:

- No touching or tampering with the smoke detectors in the living areas or bedrooms. If your smoke detector is activated for no apparent reason, please contact the Reception Desk.
- No tampering with fire extinguishers. Tampering or playing with fire extinguishers will result in eviction from the facilities.
- No smoking is allowed in all quarters.
- No storage of highly flammable liquids or material (gasoline, charcoal lighter, flammable paint, etc.) is allowed.
- No use of unauthorized cooking or heating devices is allowed in your room. UL approved coffee pots are provided.
- No charcoal grills are allowed within 15 feet of the building.
- Do not place hot appliances such as irons, coffee pots, etc., in drawers, cabinets or on carpet or beds.
- If you are occupying quarters that have a kitchen, do not leave cooking equipment unattended.
- Do not overload electrical circuits. The use of multi-plugs is unauthorized.
- Do not leave televisions, radios, or other electrical appliances on when you leave the room.
- Please follow good housekeeping practices.
- Report low pressure fire extinguishers to the reception desk

**Fitness**

**The Fitness Center**, Bldg. 826, 926-2128

The Fitness Center boasts state-of-the-art fitness facilities offering aerobics classes, free weights, exercise machines, computerized fitness assessments, and personal training services. The facility is open Monday - Friday 0500-2000, Saturday, and Sunday from 0800-1600. Closed on all Holidays, and Family Day hours are 0800-1400. Please contact the Fitness Center for additional information.

**Fitness Center Annex**, Bldg. 301, 926-2840

The Fitness Center Annex boasts the same state-of-the-art fitness facilities and programs as the main Fitness Center. The Fitness Center Annex is open Monday-Friday 0600-1400 and 24/7 (with CAC access only). The facility is closed on weekends and for all Holidays and Family Days.

**Housekeeping Services**

Guests can expect the following housekeeping services for Stayovers:

- Wastebaskets cleaned and emptied daily
- Amenities restocked (personal and coffee/tea)
- Floors and carpet cleaned when major messes are noticed or as needed
- Beds made daily (only if no personal items are on the bed)
- Toilet cleaned daily

(Note: Housekeepers will make every effort to follow guest's wishes Do Not Disturb, No Service, or Extra Towels)

Guests can expect the following housekeeping services for Extended Stay overs on a weekly basis, (an Extended Stay over is longer than 7 days):

- Sheets changed
- Furniture dusted and polished
- Bathtub/Shower cleaned inside & out
- Bathroom vanities, sinks, and mirrors cleaned
- Shower curtain/door cleaned (to include wiping down underside of glass shower doors)
- Floors vacuumed and/or mopped

**Ice Machines**

Ice machines are located at designated area of each building. An ice maker or ice trays are installed in all TLF refrigerators.

**Laundry Services**

Washers and dryers are provided free of charge. They are located near your quarters in the VQs and in each of the TLF units. Laundry detergent may be purchased at the reception desk.

**Liquor\* and Beverages**

Beverages are stocked in all DV Suites on the honor system. Please leave a check (no cash) or pay for the items at the reception desk.

*\*State law requires that you be at least 21 years of age to consume any alcoholic beverages.*

**Local Kennels**

**Critter Fixer Vet Hospital**

102 Starlight Dr.  
Bonaire, GA 31005  
(478) 988-0883

**Camp Bow Wow**  
925 Lake Joy Rd  
Warner Robins, GA 31088  
(478) 800-2275

**Endless Love Pet Palace, Inc.**  
1012 Carl Vinson Parkway  
Warner Robins, GA 31093  
(478) 419-9734

**Houston Vet Clinic**  
109 Avalon Cir  
Warner Robins, GA 31093  
(478) 929-0361

**Noah's Bark**  
196 Giles Road  
Warner Robins, GA 31093  
(478) 953-6624

**Perry Animal Hospital**  
633 General Courtney Hodges Blvd  
Perry Georgia, 31069  
(478) 224-7387

**Town & Country Animal Hospital**  
1241 S. Houston Lake Road  
Warner Robins, GA 31093  
(478) 953-7297

**Lost and Found**

Call the Reception Desk by dialing "0".

**Mail**

Personnel on extended TDY to Robins wishing to receive mail should contact the post office and complete a locator card. General delivery mail will be left at the Reception Desk **(Post Office closed until further notice)**.

**Maintenance**

Dial "0" to reach the Reception Desk to report any maintenance problem.

**Newspapers**

Newspapers are for sale near the entryway of the Main Lobby, Bldg. 557 Monday through Friday. Newspaper stands are also available in front of the commissary.

**Occupant Responsibilities**

All guests must be registered at the front desk. Each registered guest or sponsor is responsible for the conduct of their guests. Keep any audio equipment to reasonable decibel levels. Weapons and ammunition are strictly prohibited.

Pets are prohibited except in rooms designated as a Pet TLF or upon declaration to lodging guest services as a service animal. If a pet or evidence of one is found in a room not designated as a Pet TLF or damage is found in a Pet TLF the guest will be charged recovery fees based on expenses incurred to return the room back to its original condition. Once cited, guests who violate this policy are subject to immediate eviction as determined by the General Manager.

Occupants may be required to reimburse lodging for damages beyond fair wear and tear and for missing government property caused by abuse or negligence on their part or by their guests. An excessive cleaning fee may be charged based on room condition upon checkout.

Cooking is only permitted in TLF's. Use of hot plates is strictly prohibited. Guests must wash all pots, pans, dishes, and utensils. When rearranging furniture, please ensure that furniture is restored to its original position.

### **Parking**

Parking is available to all overnight guests. Do not park in "Reserved" parking spaces. These spaces are easily identified. Parking of all large vehicles, such as moving vans, is available in the parking area behind TLF building 1008. All large vehicles, such as recreational vehicles, campers, boats and trailers, must be stored at the RV secure lot located on base within 48 hours after checking into lodging. There is no charge while you are a guest of Pine Oaks Lodging. Contact Outdoor Recreation, Bldg. 984 at 926-4001 for proper storage. Be sure to lock your vehicle and take all valuables with you; we cannot be responsible for these items.

### **Personal Effects**

Personal property should be secured or taken with you when you leave your room. Housekeepers are instructed not to pick up or move occupants' personal property at any time. Leaving items lying around your room could result in your quarters not being properly cleaned. Please assist in keeping your room neat and orderly.

### **Postage Stamps**

Postage stamps may be purchased at the Reception Desk, Post Office or Base Exchange.

### **Rental Cars**

Please refer to the yellow pages of your telephone book, under Automobile, Renting, and Leasing.

### **Room Rates**

<u><b>TLF</b></u>	<u><b>Pet TLF</b></u>
\$96.00 per night	\$96.00 per night plus \$10.00 nightly pet fee
<u><b>VQ</b></u>	<u><b>DVQ/ LGDVQ</b></u>
\$89.00 per night	\$97.00 per night

### **Checkout time is 1100 hours.**

Late checkouts will be charged fee equal to one night's stay.

\*\*All room charges are due at the time of check-in and every 15 days if staying for 15 days or more.

\*\*\*Room rates are subject to change.



## Security

- Please contact the Reception Desk if you need the Security Forces or dial them directly at 926-2187.
- Your safety and the security of your personal property are of the utmost concern to us. We urge you to take advantage of the following suggestions:
- While in your room or away from your room, always lock your door, even if you are leaving for only a few minutes.
- Do not admit anyone in your room without first ensuring identification. All rooms have a “peep hole” provided in the door. If there is doubt about a person’s identity, please contact the Reception Desk.
- Safeguard your keycard! Be sure to leave it with the Reception Desk upon departure. Do not leave it in your room or in the door. Do not give your keycard to others.
- If you find a lock not working, contact the Reception Desk for immediate repairs. Secure locking devices on all windows and doors at all times.
- Do not store valuables inside parked vehicles.
- Do not reveal your name or room number to strangers.
- Do not leave luggage unattended when checking out.
- If you notice anything of suspicious or alarming nature or have need of any special assistance, please contact the Reception Desk immediately.
- Do not leave money or valuables in your room.
- Please take such items with you or secure in your luggage.

## Smoking

**Smoking is prohibited in all quarters.** Guests who smoke in rooms or damage any government property will be assessed cleaning and any damage charges for property and fumigation services for the quarters as well as the cost of cleaning carpet, upholstery, and drapes. ***Smoking is prohibited in all lodging facilities.*** When smoking does occur in a guest room, a guest may be charged a \$150.00 fee plus any additional recovery fees based on expenses incurred to return the room to its original condition. Guests violating the smoking policy will be asked to depart lodging.

## Taxi

Taxi (Base Motor Pool) service is available on base by calling 926-3493.

## Vending machines

Vending Machines are located in Bldg. 553, Bldg. 755, Bldg. 798 and Bldg. 1008. For Service call either Base Restaurant or AAFES at 478-926-1192/922-8635 OR 478-923-5536/7.

## Wake-Up Calls

There is an AM/FM alarm clock on the nightstand in your room. Should you prefer a wake-up call, please refer to the phone instructions located in your room and in this publication.



### **Pine Oaks Lodge**

Bldg. 557, Club Dr.  
Warner-Robins, Georgia, 31098-5000  
(478) 926-2100

<b>Room to Room</b>	<b>Extension Number</b>
<b>Front Desk</b>	<b>0</b>
<b>Base Operator</b>	<b>97 + 0</b>
<b>On Base Calls</b>	<b>97 + Seven Digits Number</b>
<b>DSN (Government Official Calls)</b>	<b>97 + 94 + DSN Number</b>
<b>Local Calls (Off Base)</b>	<b>99 + Number</b> No Charge for local calls.
<b>Direct Dial Long Distance</b>	<b>99 + 1 + Area Code + Number</b> Charge to Guest: \$0.10 Per Minute
<b>International Direct Dial</b>	<b>99 + 011 + Country Code + Number</b> Charge to Guest: Rates available at the Front Desk
<b>Toll Free 1 + 8XX Numbers</b>	<b>99 + 1 + 8XX + Number</b>
Applies to: 800, 844, 855, 866, 877 & 888	No charge
<b>FOR EMERGENCY</b>	<b>DIAL 911</b>

#### **To Register/ Change Automatic Wakeup:**

Dial 73050 and follow the prompts to set a wakeup call.

#### **To Cancel Automatic Wakeup:**

Dial 73050, press 2 to cancel the wakeup call.

#### **To Retrieve Messages From Your Telephone Mail Box:**

To retrieve and / or delete messages from your room dial **6000** and follow the voice prompts.

(Note: if you have a Cisco Phone you may just press the message button)

**Please DO NOT unplug the phone cable.**

For questions or comments about this service, please contact:

**MidAtlanticBroadband Hospitality Services**

**729 East Pratt Street, Suite 440**

**Baltimore, MD 21202**

**(410) 727-8250**



**Robins AFB**  
**Pine Oaks Lodging**  
78 FSS/FSVL  
557 Club Drive  
Robins AFB, GA 31098  
FD: 478-926-2100

**WIRELESS HIGH-SPEED INTERNET ACCESS (HSIA) INSTRUCTIONS**  
**If you have an external antenna, you have a wireless router in your room.**

1. Turn on your computer. It may take a few minutes for your computer to detect the wireless network. Connect to midatlanticbb.

**TROUBLESHOOTING STEPS**

**Gaming Machines:** Currently, we do not support any gaming machines (Xbox, Game Cube, Playstation 3, PSP etc.)

**VPN Service**

For any issues concerning VPN Service, please contact Help Desk Support at 866-435-7548. Press option 1 for Hospitality Service, and option 1 for Internet Service.

**Wireless Internet Service**

If your computer does not find your wireless service, go through the following steps:

1. Verify that your wireless card is on. Some laptops have switches that will turn wireless service on or off. Make sure it is on. Try to connect to midatlanticbb.
2. If you are using a Government Laptop/Computer:  
Open Internet Explorer => Tools => Internet Options => Connections => LAN Settings => "Unselect" Use Proxy Service Box => Refresh Browser

If you have found a wireless connection but you are unable to access the Internet, go through the following steps for your specific operating system.

**Windows 98/ME** (by command line):

- Open an **MS-DOS Prompt** command window. Go to Programs, Accessories and Command Prompt.

Type the commands:

```
ipconfig /release_all  
ipconfig /renew_all
```

- Type the command **exit** to close the command window.

### Windows NT/2000/XP (by command line):

- Open a command window. Go to Start, Run, and enter “cmd”. The Command Prompt should appear.
- Type the commands:

```
ipconfig /release
```

```
ipconfig /renew
```

- Type the command **exit** to close the command window.

### Windows Vista (by command line):

- Open a command window. Enter “cmd” in the Search Box under the Vista Start menu and then press Ctrl + Shift + Enter to launch the tool with administrative privileges. Then say “I do” to the UAC prompt.
- Type the commands:

```
ipconfig /release
```

```
ipconfig /renew
```

Type the command **exit** to close the command window.

### Apple Mac OS X (by command line):

- Ensure that you know the password of an Administrator for the system.
- Open a **Terminal** command window.
- Type the commands:

```
sudo ipconfig set en0 BOOTP
```

```
sudo ipconfig set en0 DHCP
```

where **en0** is the interface connecting to the cable modem. These commands are case-sensitive and must be typed as shown. When prompted, quote an Administrator's password.

- Close the Terminal window.

**IP Addresses:** This service only supports the use of dynamically assigned IP Addresses. Your computer must be configured to obtain an IP Address automatically.

When you connect to the cable network, your PC/Mac is automatically issued with a unique IP address by means of DHCP (Dynamic Host Configuration Protocol). The public IP address allocated by DHCP for the cable connection is called the **WAN address**.

If your PC/Mac is connected directly to the cable modem, with no intervening routers, then its IP address will be the WAN address.

- **Windows XP:** Under Network Connections, highlight Internet Protocol (TCP/IP). Click on Properties, then obtain an IP Address automatically and obtain a DNS server address automatically.

- **Windows Vista:** When your computer cannot connect to a network and the DHCP client fails to reach the DHCP server, Windows Vista will not show the dynamic IP address but switch to Automatic Private IP Addressing (APIPA) instead.
- This means that your IP address will be something like 169.254.a.b. If this is the case, you need to disable automatic addressing and restart your computer by doing the following:

Click Start > Run. Type regedit and press OK. Browse to

HKEY\_LOCAL\_MACHINE\SYSTEM\CurrentControlSet\Services\Tcpip\Parameters

Right click this entry and select New Dword. Rename the new entry ArpRetryCount (leave it set to 0 by default).

Restart the computer.

You can discover the (LAN) IP address of your PC/Mac as follows:

- **Win9x/ME:** click Start, Run, enter the command **winipcfg**. Use the pull-down item to select the network interface for the cable modem (rather than any PPP dial-up). Look for the line **IP Address**.
- **Windows** (any version except Win95): open a command prompt window, type the command **ipconfig**. Look for the output section related to the network interface for the cable modem:
- **Windows XP:** Open a command window. Go to Start, Run, and enter "cmd". The Command Prompt should appear. Type **ipconfig**. This should show the computer IP Address, Subnet Mask and Default Gateway.
- **Windows Vista:** Open a command window. Enter "cmd" in the Search Box under the Vista Start menu and then press Ctrl + Shift + Enter to launch the tool with administrative privileges. Then say "I do" to the UAC prompt. Type **ipconfig**. This should show the computer IP Address, Subnet Mask and Default Gateway.
- **Apple Mac OS 8.x/9.x:** Pull down the Apple menu, select Control Panels. Open the control panel **TCP/IP**. Look for the line **IP address**.
- **Apple Mac OS X:** Any of the following:
  - Pull down the Apple menu, select System Properties, click **Network**. In the pull-down **Show:** select the network interface in use. Click tab **TCP/IP** and look for the line **IP Address**.
  - Open a **Terminal** window, type the command **ipconfig en0** (where **en0** is the interface in use) and look for the line **inet**.
  - Open a **Terminal** window, type the command **ipconfig getifaddr en0** (where **en0** is the interface in use).

In order to verify if the TCP/IP connection on the local machine is functioning within normal parameters, users can also ping their own computer with the following commands "ping 127.0.0.1" (IPv4 address) or "ping localhost."

Any error message is an indication of the fact that the TCP/IP connection on the local machine is at fault.

**If you are still unable to access the Internet please contact Help Desk Support at 866-435-7548. Press option 1 for Hospitality Service, and option 1 for Internet Service.**

**Main Store/Military Clothing  
Store/Concessions/  
Exchange Restaurants**  
Bldg. 982

**Main Exchange/Military Clothing Store**

<b>Main Store</b>	Mon-Sat	1000-1800
(478) 923-5536	Sun	1000-1800

<b>Military Clothing Store</b>	Mon-Fri	0900-1700
(478) 923-0572	Sat	1000-1400
	Sun/Holidays	Closed

<b>Stripes</b>	Mon-Fri	1000-1700
(478) 929-5571	Sat	1000-1400
	Sun	Closed

<b>GNC</b>	Mon-Sat	0900-1800
(478) 922-2868	Sun	1100-1700

<b>Alterations</b>	Mon-Sat	0900-1800
(478) 328-4422	Sun	Closed

<b>Barber Shop</b>	Mon-Sat	0900-1800
(478) 923-7027	Sun	Closed

<b>Barber Shop</b>	Mon-Fri	0900-1700
	Sat	0900-1600
	Sun	1100-1600

<b>Optometry</b>	Mon	0900-1530
	Tue	0730-1430
	Wed-Sun	Closed

**Exchange Restaurants**

(478) 929-0690

<b>Subway</b>	Mon-Fri	0900-1700
(478) 929-0157	Sat-Sun	1000-1600

<b>Popeyes</b>	Mon-Fri	1030-1700
(478) 929-0157	Sat-Sun	Closed

<b>Panda Express</b>	Mon-Fri	1000-1730
(478) 929-0157	Sat-Sun	1000-1700

<b>Charley's Grilled Subs</b>	Mon-Fri	1030-1700
(478) 929-0157	Sat-Sun	Closed

<b>QDOBA</b>	Mon-Fri	1030-1700
	Sat-Sun	Closed

<b>Starbucks</b>	Mon-Fri	0600-1700
(478) 542-6051	Sat	0700-1500
	Sun/Holidays	Closed

**Base Facilities**

<b>Gas Station</b>	Mon-Fri	0630-2100
Bldg. 922	Sat-Sun	0800-2100
(478) 923-7292		

<b>Firestone Complete</b>	Mon-Sat	0700-1800
Auto Care	Sun	Closed

Bldg. 922  
(478)922-2225

<b>Burger King</b>	Restaurant Hours	
(478) 922- 6579	Mon-Sat	0600-2200
	Sun	0700-2200
	Drive Thru	
	Sun	0700-0600

<b>Express/Class Six</b>	Mon-Fri	0700-1900
Bldg. 978	Sat	0900-1800
(478) 923-5085	Sun	0900-1700

**Concessions**

Bldg. 914

**Administration**  
Administration Office  
Bldg. 914, Ninth Street  
Robins AFB, GA 31098

<b>General Manager</b>	Mon-Fri	0700-1630
(478) 922-2927	Sat-Sun & Holidays	Closed

<b>Human Resources</b>	Mon-Fri	0800-1630
(478) 926-4877	Sat-Sun & Holidays	Closed

<b>Services/Vending</b>	Mon-Fri	0700-1600
Exchange Cell (478) 747-6744		

<b>The Cleaners</b>	Mon-Fri	1000-1700
	Sat	1000-1400
	Sun	Closed

<b>UPS Store</b>	Mon-Fri	0800-1800
	Sat	0900-1700
	Sun	1000-1500

Numbers and Hours of Operations are subject to change.

## Activities on Base – 78<sup>th</sup> Force Support Squadron

---

### **Bowling Center, Bldg. 908, (Hours Vary) 478-926-2112**

Monday – Thurs	1030 - 2000
Friday – Saturday	1030 - 2300
Sunday & Holidays	Closed

### **Fitness Center, Bldg. 826, 478-926-2128**

Monday – Friday	0500 - 2800
Saturday – Sunday	0800 – 1600
Holidays	Closed

### **Fitness Center Annex, Bldg. 301 Bay H, 478-926-2840**

Monday – Friday	0600 - 1400
(Military, DoD)	24hrs

### **Information, Ticket & Travel, Bldg. 956, 478-926-2945**

Monday – Friday	0900 – 1700
-----------------	-------------

### **Library, Bldg. 905, 478-222-0774**

Monday, Wednesday, Thursday	0900 - 1700
Tuesday	0900 - 1900
Friday	0900 - 1600
Saturday	0900 – 1300
Sunday and Holidays	Closed

### **Outdoor Recreation & Equipment Rental Center, Bldg. 984, 478-926-4001**

Monday – Friday	0900 - 1700
-----------------	-------------

### **Pine Oaks Golf Course Club House & Pro Shop, Bldg. 755, 478-926-4103**

Monday - Sunday	0700 - 1900
-----------------	-------------

### **Fam Camp, Bldg. 1305, 478-926-4500**

Monday-Friday	0900 - 1700
---------------	-------------

### **Skills Development Center, Bldg. 984, 478-926-5282**

Monday-Friday	
---------------	--

### **Frame Shop, Engraving Shop, Art Supply Shop, Embroidery Shop**

Monday – Friday	0900 - 1700
-----------------	-------------



**Arts & Crafts**

Monday – Friday

0900 - 1700

**\*Please call activity – Hours are subject to change**



## Frequently Called Numbers

---

<b>Aero Club</b>	<b>926-4867</b>
<b>Arts &amp; Crafts</b>	<b>926-5282</b>
<b>Base Restaurant</b>	<b>926-6972</b>
<b>Barber Shop (Heritage Club)</b>	<b>923-9593</b>
<b>Bowling Center</b>	<b>926-2112</b>
<b>BX – Main Store</b>	<b>923-5536</b>
<b>Chaplain on Call</b>	<b>926-2821</b>
<b>Child Care Center</b>	<b>926-3080</b>
<b>Command Post</b>	<b>327-2612</b>
<b>Commissary</b>	<b>222-7637</b>
<b>Command Post</b>	<b>327-2612</b>
<b>Community Center</b>	<b>926-5665</b>
<b>Health &amp; Wellness Center (HAWC)</b>	<b>327-8480</b>
<b>Heritage Club</b>	<b>222-7899</b>
<b>Information, Ticket &amp; Travel Office</b>	<b>926-2945</b>
<b>Airman &amp; Family Services</b>	<b>926-1256</b>
<b>Fitness Center</b>	<b>926-2128</b>
<b>Fitness Annex</b>	<b>926-2840</b>
<b>Library</b>	<b>327-8761</b>
<b>Outdoor Recreation</b>	<b>926-4001</b>
<b>Pine Oaks Golf Course</b>	<b>926-4103</b>
<b>Pizza Depot</b>	<b>926-0188/0189</b>
<b>Post Office</b>	<b>926-3078</b>
<b>Robins Federal Credit Union</b>	<b>923-3773</b>
<b>Service Station</b>	<b>923-7292</b>
<b>Youth Center</b>	<b>926-2110</b>

**If calling from a room phone, dial 99 then prefix:**

**Comm: 222 DSN: 472**

**Comm: 327 DSN: 497**

**Comm: 926 DSN: 468**



Call Activity—Hours are subject to change

**On-Base Dining Facilities**

---

**Commissary, Bldg. 923, 478-222-7637**

Sunday & Monday	0900 – 1900
Tuesday & Wednesday	0900 – 1900
Thursday	0900 – 2000
Friday & Saturday	0900 – 1900

**Pine Oaks Golf Course, Bldg 595, 478- 926-4103**

Monday – Sunday	0700 – 1900
Holidays	0700 – 1700

**Sarge’s Bbq**

Monday – Friday	1030 – 1400
Closed on Federal Holidays	

**Bowling Center, Bldg. 908, 478-926-2112**

**On Spot Café Snack Bar, 478-926-5240**

Monday – Thursday	1030 – 2000
Friday & Saturday	1030 – 2300
Sunday & Holidays	Closed

**Pizza Depot, Bldg. 956, 478-926-0188 or 478-926-0189**

Monday – Friday	1030 – 1400
Saturday - Sunday	Closed
Federal Holidays	Closed

**Base Restaurant, Bldg. 166, 478-926-6972**

Breakfast	Monday - Friday	0600 – 1000
Lunch	Monday - Friday	1030 - 1300
	Saturday, Sunday & Holidays	Closed

**The Afterburner Bldg. 166, 478-222-7827**

	Monday - Friday	0530-1300
	Saturday, Sunday & Holidays	Closed



**Wynn Dining Facility, Bldg. 768, 478-926-6596**

Monday - Friday  
Breakfast 0600 - 0800  
Lunch 1100 - 1300  
Dinner 1630 - 1830

Saturday & Sunday  
Brunch 0600-1300  
Dinner 1630-1830

**Flight Kitchen, Bldg. 2062, 478-327-4180**  
Open 24/7

---

## Public Schools

---

### **Elementary Schools**

#### **Bonaire Elementary School**

101 Elm Street  
Bonaire, GA 31005  
(478) 929-7826

#### **Northside Elementary School**

305 Sullivan Road  
Warner Robins, GA 31093  
(478) 929-7816

#### **Parkwood Elementary School**

503 Parkwood Drive  
Warner Robins, GA 31093  
(478) 929-7822

### **Middle School/Junior High**

#### **Feagin Mill Middle School**

1200 Feagin Mill Road  
Warner Robins, GA 31088  
(478) 953-0430

#### **Huntington Middle School**

206 Wellborn Road  
Warner Robins, GA 31088  
(478) 542-2240

#### **Northside Middle School**

500 Johnson Road  
Warner Robins, GA 31093  
(478) 929-7845

### **High School**

#### **Houston County High School**

401 S. Davis Drive  
Warner Robins, GA 31088  
(478) 929-7877

#### **Northside High School**

926 Green Street  
Warner Robins, GA 31093  
(478) 929-7858



**Veterans High School**

340 Piney Grove Road  
Kathleen, GA 31047  
(478) 218-7537

**Colleges**

**Central Georgia Technical College**

80 Cohen Walker Dr  
Warner Robins, GA 31088  
(478) 974- 6852

**Middle Georgia State University**

100 University Blvd  
Warner Robins, GA 31093  
(478) 929-6700

**Mercer Engineering Research Center**

135 Osgian Blvd  
Warner Robins, GA 31088  
(478) 953-6800

**Fort Valley State University**

151 Osgian Blvd  
Warner Robins, GA 31088  
(478) 825-6338

**Georgia Military College**

801 Duke Ave  
Warner Robins, GA 31093  
(478) 225-0005

## Emergency Numbers

---

### **POLICE DEPARTMENT**

ON BASE-----78<sup>th</sup> Security Forces----- Bldg. 263----- (478)222-1990/ 926-2187



## Parcourse Stations

- 1 Achilles Stretch
- 2 Hamstring Stretch
- 3 Sit & Reach
- 4 Knee Lift
- 5 Log Hop
- 6 Half Knee Bend
- 7 Body Curl
- 8 Chin Up
- 9 Bench Curl
- 10 Sit Up
- 11 Vault Bar
- 12 Push Up
- 13 Bench Leg Raise
- 14 Bench Dips
- 15 Leg Stretch

# FITNESS CENTER 5K RUN MAP

Robins AFB  
GEORGIA

Entire Course is 5K or 3 Miles



## **Points of Interest**

### **Museum of Aviation**

Ga. Hwy. 247 at Russell Parkway, Warner Robins,  
478-926-6870

### **Convention & Visitors' Bureau-**

99 Armed Forces Blvd, No., Warner Robins, GA 31093  
478-922-5100 Toll Free: 1-888-288-WRGA

### **Veterans Education Career Transition Resource Center-**

1001 S. Armed Forces Blvd  
478-218-3905

## **Civic and Government Office**

### **City Hall & Civic Center**

700 Watson Blvd  
(478) 929-1111

### **Warner Robins Recreation Department**

800 Watson Blvd  
(478)293-1070

### **Warner Robins Law Enforcement Center**

100 Watson Blvd  
(478) 302-5378

### **Robins Regional Chamber of Commerce**

1228 Watson Blvd  
(478) 922-8585

### **Houston County Municipal Complex**

198-200 Carl Vinson Pkwy

**Driver's License** - (478) 929-6774

**Tags & Title** – (478) 542-2135

**Board of Commissioners** – (478) 542-2115

### **Houston County Courthouse**

201 Perry Pkwy  
(478) 218-4710





## Public Libraries

### **Nola Brantley Library**

721 Watson Blvd

(478) 923-0218

### **Centerville Library**

206 Gunn Road

(478) 953-4500

## Hospitals

### **Houston Medical Center**

1601 Watson Blvd

(478) 922-4281

### **Pavillion Med-Stop**

233 N Houston Rd

(478) 923-2843

## Robins Air Force Base

### **Visitor Center**

(478) 926-4208

### **Base Operator**

(478) 926-1110

### **Events Info Recording**

(478) 926-2137

## US Post Office

940 Russel Pkwy

(478) 922-2175

### **Exceptional Mail**

(478) 602-5100



## Sports Facilities

### **Olympia Skate Center**

622 Greenbriar Rd

(478) 923-2202

## Lodging

### **Candlewood Suites**

110 Willie Lee Pkwy

(478) 333-6850

### **Comfort Inn & Suites at Robins Air Force Base**

95 Ga Hwy 247 S

(478) 992-7555

### **Comfort Inn**

2725 Watson Blvd

(478) 953-3000

### **Courtyard by Marriott**

589 Carl Vinson Pkwy

(478) 602-6200

### **Fairfield Inn & Suites**

221 Margie Dr

(478) 953-4200

### **Hampton Inn**

4000 Watson Blvd

(478) 953-9443

### **Hilton Garden Inn**

207 Willie Lee Pkwy

(478) 971-9443



## Nature Trails/Parks

**Call (478) 293-1080 for Park Activities & More information**

**GMC – Community Garden/Interpretive Trail**

801 Duke Ave

**Memorial Park**

800 S Armed Forces Blvd

**Perkins Park (next to City Hall)**

300 Watson Blvd

## Entertainment

**Gold Cup Bowling**

1041 Russell Pkwy

(478) 922-3054

**Rigby's Entertainment Complex**

2001 Karl Dr

(478) 287-6465

**Monkey Joe's**

4993 Russell Pkwy

(478) 333-6336

**Houston Lake Stadium Cinemas**

1121 GA Hwy 96

(478) 988-4100

**Gallery 10 Cinemas**

2922 Watson Blvd

(478) 953-9631

## Shopping

**Galleria Mall**

2922 Watson Blvd

(478) 953-9631



## Local Dining

### American

#### **Applebee's**

314 Russell Pkwy  
(478) 922-3838

#### **Bojangles**

495 Booth Rd  
(478) 225-2337

#### **Buffalo Wild Wings**

2922 Watson Blvd  
(478) 953-2147

#### **Cheddars**

2915 Watson Blvd  
(478) 971-1527

#### **Cook Out**

113 Russell Pkwy  
(478) 218-3905

#### **Ole Time Country Buffet**

2922 Watson Blvd  
Centerville, GA 31028  
(478) 953-0030

#### **Zaxby's**

505 Booth Rd  
Warner Robins, GA 31088  
(478) 225-2391

#### **Chili's Grill & Bar**

135 Margie Dr  
Warner Robins, GA 31098  
(478) 313-6004

## **Barbecue**

### **Georgia Bob's Barbecue**

1882 Russell Pkwy  
(478) 971-1341

### **Shane's Rib Shack**

2907 Watson Blvd  
(478) 973-5101

### **Sonny's Real Pit Bar-B-Que**

811 Russell Pkwy  
(478) 929-3333

## **Cuban**

### **Cuban Island Café**

402 Hwy 247  
(478) 225-9490

### **The Cuban Stop**

713 Watson Blvd  
(478) 302-5252

## **Italian/Pizza**

### **Domino's**

2278 Moody Rd  
(478) 929-0151

### **Little Caesar's**

602 Russell Pkwy  
(478) 922-4255

### **Mellow Mushroom**

710 Lake Joy Rd  
(478) 287-6355

### **Olive Garden**

3020 Watson Blvd  
(478) 953-5006



**Pizza Hut**

1010 Russell Pkwy  
(478) 922-9354

**Mexican****El Jalisiense**

1224 Russell Pkwy  
(478) 328-0099

**La Cabana**

402 Hwy 247, Suite 1200  
(478) 329-8386

**Margaritas**

1804 Watson Blvd  
(478) 922-1980

**Salsa's Mexican Restaurant**

115 Russell Pkwy  
(478) 973-8355

**The Taco Shed**

100A S Hwy 247  
(478) 273-6191

**Mediterranean****Metropolis Grill**

866 Ga Hwy 96  
(478) 988-8129

**Asian****China Buffet**

605 Russell Pkwy  
(478) 923-0246

**Choi's Korean Restaurant**

423 N. Commercial Circle  
(478) 928-1746



**Curry Mantra**

4025 Watson Blvd  
(478) 333-5800

**Dai-Ichi Japanese**

733 Russell Pkwy  
(478) 225-9677

**Happy China Restaurant**

117-B Russell Pkwy  
(478) 929-5775

**Ichiban Japanese Steak/Sushi Bar**

3035 Watson Blvd  
(478) 953-6612

**Khan Mongolian Grill**

1998 Watson Blvd  
(478) 449-8333

**Saigon Noodle**

402 Hwy 247, Suite 17  
(478) 225-2537

**Thai Pepper**

1806 Russell Pkwy  
(478) 225-2609

**Yami Yami**

770 Hwy 96  
(478) 218-0315

**Sandwich Shops****Atlanta Bread Company**

9624-A Watson Blvd  
(478) 329-9111

**Firehouse Subs**

206 Russell Pkwy  
(478) 542-9967



**Jimmy John's**

3123 Watson Blvd  
(478) 953-2222

**Mama Goldberg's Deli**

3030 Watson Blvd  
(478) 971-1041

**Mike's Hot Dogs & Hamburgers**

823 Russell Pkwy  
(478) 328-7346

**Subway**

600 Russell Pkwy  
(478) 922-5730

**Seafood**

**Captain D's Seafood**

513 North Davis Dr  
(478) 922-3077

**Long John Silver's**

2000 Watson Blvd  
(478) 922-1871

**Sea Shells Seafood Restaurant**

117 Russell Pkwy  
(478) 225-9223

**Shark's Fish & Chicken Chicago Style**

2028 Watson Blvd  
(478) 225-2966

**Yami Crab Seafood & Bar**

210 Margie Dr  
Warner Robins, GA 31088



## **Steak Houses**

### **Benson's Steak & Sushi**

1289 S Houston Lake Rd  
(478) 287-6809

### **Longhorn Steakhouse**

2901 Watson Blvd  
(478) 971-1203

### **Outback Steakhouse**

3088 Watson Blvd  
(478) 953-1625

## **Coffee/Desserts/Bakeries**

### **Cold Stone Creamery**

2628 Watson Blvd  
(478) 922-6868

### **Krispy Kreme Doughnut Company**

2706-A Watson Blvd  
(478) 781-9460

### **Small Cakes**

206 Russell Pkwy  
(478) 225-2715

### **Starbuck's**

2729 Watson Blvd  
(478) 971-1358

### **Yogurt City**

778 Ga Hwy 96  
(478) 988-0445

## **24 Hour Eateries**

### **Huddle House**

215 Russell Pkwy  
(478) 923-1030

### **Waffle House**

310 Russell Pkwy  
(478) 922-0111

### **Krystal**

1638 Watson Blvd  
(478) 922-0325

## TLF Appliance Operating Instructions

### Dishwasher

1. Push lever on front door to open.
2. Place dishes into dishwasher.
3. Place detergent in holder on inside of the door.
4. Turn dial to desired wash cycle to start washing.

### Microwave Oven

1. Place Item in Microwave.
2. Push desired cooking time.(if not cooking on high put the desired cooking temp in then cooking time).
3. Press start.

### Stove Top

1. Select desired burner.
2. Find corresponding control on stove panel.
3. Turn dial to desired temperature to cook.

### Oven

1. Select cooking method.
  2. Use temperature arrow button to select temperature.
  3. Select cooking time to cook for the period you desire OR use the timer to time cook.
  4. Press start to cook.
- \*To clean oven press auto clean then press start, this will take approximately 3 hours to run its cycle.

### Washer

1. Add measured detergent to the washer and clothes.
2. Close washer lid.
3. Select load size.
4. Select a wash/rinse temperature with the Water Selector.
5. Push in and turn the Cycle Control Knob clockwise, stopping when the

indicator reaches your desired wash cycle.

6. Pull out the Cycle Control Knob to start washer.

\*If desired, add liquid bleach after the washer starts to agitate.

\*\*If desired, add liquid fabric softener during the final rinse cycle.

### Dryer

1. Make sure switch on wall inside the washer/dryer closet is in the on (up) position.
2. Load clothes into the dryer.
3. Turn the Cycle Control Knob to desired cycle and setting. Use the Energy Preferred Automatic Setting (\*) to dry most loads.
4. Push start button.

\*Please clean the lint screen before each load.

### Iron

1. Fill iron with water if you desire a steam press.
2. Plug iron in to outlet.
3. Turn iron to desired heat temperature.
4. Begin to iron.

\*Please remember to unplug and empty water.

### Alarm Clock Radio

1. Set time by pressing the hour button to scan for hour, then minute button to scan for minute.
2. Set alarm by pressing wake and hour buttons together to get the hour, then minute button.
3. Push lever on top of clock over to alarm to set wake up buzzer or radio for music.
4. For radio, push lever to on position and turn dial on top of radio to get station.

### TV/DVD Remote

#### *PROGRAMMING ZENITH REMOTES (MODEL VRE4122, VRE4222) CHANNEL SELECTION*

1. Press SOURCE button.
2. Turn on DVD player.
3. Select CVI or AV, then press >arrow.
4. Press SOURCE button and click TUNER to go back to TV.

### TV/VCR Remote

#### *PROGRAMMING ZENITH REMOTES (MODEL VRE4122, VRE4222) CHANNEL SELECTION*

1. Press MENU and the MAIN menu will appear.
2. Press ^ or v to select the TUNING menu, then press ENTER. The TUNING menu will appear.
3. Press ^ to choose the SOURCE SELECT option, then press > to select CVI.
4. Press ^ or v to choose the AUTO CHANNEL SET option, then press < or > to start the channel search.
5. Select the TUNING BAND: TV or CATV TV is for over the air antenna reception. CATV is for cable or wireless cable subscribers. Press ^ or v to choose the TUNING BAND option, then press , or . to select TV or CATV.
6. Press MENU to return to the TV screen.

#### *PROGRAMMING ZENITH REMOTE CONTROL #MBR3447Z*

1. The Device that is being programmed should be on.
2. Find the type of device that will be programmed (cable, TV, VCR).
3. Press and hold the PRG key. It's recessed so it doesn't get pushed accidentally. When the indicator light behind the PRG button turns on, you can release the button.
4. Push the button with the name of the device you are programming (cable, TV, VCR).
5. Using the number pad, enter the three digit code.
6. Press ENTER to save the code. The indicator light will flash three times and turn off if the code was accepted.
7. Aim the remote at the device and push the POWER button. It should turn off. If not, try another code.

#### *PROGRAMMING CHANNELS FOR THE RCA REMOTE*

1. Hook up an antenna, cable or components before you begin these steps or you will not be able to add channels into memory.
2. Press MENU repeatedly to select the Setup Menu. This menu is white.
3. Press CHANNEL down to highlight Channel List.

4. Press + repeatedly to select either the channel list you want to program or Disabled to keep the TV turned to only one channel.

#### *PLACE CHANNELS IN MEMORY*

1. Select the channel list from steps B-D above.
2. Press CHANNEL down to highlight Auto program.
3. Press + to start the TV adding channels to the channel list selected.
4. Wait until the TV has cycled through all the channels and returns to the original channel.

#### *ADD OR DELETE CHANNELS*

1. Press MENU repeatedly to select the Setup menu.
2. Press CHANNEL down to highlight Channel Memory.
3. Press + to underline channel number.
4. Select the channel number you want to add or delete with the number buttons.
5. Press + to add or delete a channel (you will see Stored on the screen to add and Erased to delete).
6. Press DISPLAY or CLEAR to remove the menu from the screen.

#### *PROGRAMMING THE MAGNAVOX REMOTE CONTROL (MANUALLY)*

1. Press and hold the SET button until the LED (Light Emitting Diode) stays on.
  2. Press the button that represents your equipment (TV, VCR, or CBL). The LED will blink once.
  3. Use the number buttons to enter the three-digit code for your equipment. The LED will blink after each digit is entered.
  4. Press the SET button. The LED will turn off when the remote control accepts the code.
  5. If the remote does not recognize the code, the LED will flash for about three seconds. Repeat steps 1-4, using a different code.
  6. After you have entered the code correctly, point the remote control buttons to make sure they operate your equipment. For example, press the POWER button to see if the power turns on. (Some equipment, particularly cable boxes, may only be turned on at the unit. This does not indicate a problem.)
- \*NOTE: Press each button within 15 seconds of the previous entry. If you do not press any buttons for 15 seconds, the LED will blink rapidly and the remote will exit the programming mode.

#### *PROGRAMMING THE MAGNAVOX REMOTE CONTROL (AUTOMATICALLY)*

1. The remote control may find the code for your equipment automatically.
2. Make sure your equipment is turned on.
3. Press and hold the SET button until the LED stays on. Press the button that represents your equipment (TV, VCR, or CBL). The LED will blink once.
4. Press the CHANNEL Up button repeatedly until the channel changes on the equipment. If you accidentally pass the code, press the LAST button on your equipment. You may only go back one step. If you go beyond the code, you must start again at step 1.
5. Press the ENTER button to memorize the code.

## Mp3 Alarm Clock Radio

### Radio Operation

1. Slide Function Selector to On.
2. Select AM or FM using the Band switch
3. Select a station with the Tuning Wheel and adjust the Volume Control to preferred listening level.
4. Turn radio off by sliding the Function Selector to Off.

### Setting the Wake up Time

1. Slide the Function Selector to off position.
2. Press and hold Wake button. The Display will change to wake time.
3. Use Hour and Minute buttons to set the Display to your desired AM or PM wake time.
4. Release Wake button. Current time is again displayed.

### Wake to Music or Alarm

**Note:** Volume control setting determines loudness of the wake mode.

1. Select your AM or FM station as outlined under Radio Operation.
2. Slide Function Selector to Off.
3. Set wake time as outlined under set the Wake time.
4. Slide the Function Selector to Music or Alarm position.  
(The Wake indicator in the display will light.)

**Note:** the radio will turn on at the time you have set, and will turn itself off after about 1 hour and 59 minutes. To turn radio off sooner, slide Function Selector to off position.

## Guest Information

### Smoking

Smoking is prohibited in all quarters. Guests who smoke in rooms or damage government property will be assessed cleaning and any damage charges for property and fumigation services for the quarters as well as the cost of cleaning carpet, upholstery and drapes.

### Taxi

Taxi service is available on base by calling 926-3493.

### Vending machines

Vending Machines are located in Bldg 553, Bldg 755, Bldg 798 and Bldg 1008. For Service call either Base Restaurant or AAFES at 478-629-1192/ 922-8635 OR 478-923-5536/7.



## Wake-Up Calls

There is an AM/FM alarm clock on the nightstand in your room. Should you prefer a wake-up call, please refer to the phone instructions located in your room and in this publication.

### SET-UP & OPERATION

**Plug Brewer into its own grounded outlet.**

If the electric circuit is overloaded with other appliances, your Brewer may not function properly. If possible, The Brewer should be operated on its own circuit, separate from other appliances.


**CAUTION: There are two sharp needles that puncture the K-Cup® portion pack, one above the K-Cup® Holder and the other in the bottom of the K-Cup® Holder. To avoid risk of injury, do not put your fingers in the K-Cup® Chamber.**

Select a K-Cup® portion pack. Do not remove the foil lid or puncture the K-Cup® portion pack



Make sure the brewer is plugged in.

Depress the large "PRESS TO OPEN" button on top of the brewer.



Place a K-Cup® portion pack in the K-Cup® Holder.

**Do not remove the foil lid.**



Lower the Handle completely and firmly to close the Lid and puncture the K-Cup® portion pack.



The Hot Water Tank cover will open automatically.

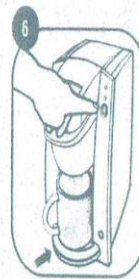
Fill the Hot Water tank with tap water or bottled water up to the FILL LEVEL indicator.



Close the Hot Water Tank cover.

The "PLACE CUP" light will be flashing

Place a 10 oz coffee cup in the dispense area on the drip tray.



Press the flashing BREW button.

The HEATING light will be illuminated.

When the water reaches temperature, the HEATING light will go off and the coffee/tea will start to dispense.

The coffee or tea will begin to dispense in less than 3 minutes.





UNITED STATES AIR FORCE  
PINE OAKS LODGING – ROBINS AFB  
Television Channel Line Up

General Viewing (Local channels may vary)

3. Channel Guide
4. Guest Informational Channel
5. CBS – WMAZ **HD**
6. NBC – WMGT **HD**
7. ABC – ABC **HD**
8. FOX – WGXA **HD**
9. IND – WPGA **HD**
10. PBS – GPB **HD**
11. Galavision
12. Univision
13. Cartoon Network
14. Nickelodeon
15. Teen NICK
16. NICK Jr.
17. Baby First TV
18. Disney Junior
19. Disney Channel
20. Disney XD
21. Freeform
22. TV Land
23. RFD - TV
24. Uplift
25. Hallmark Channel **HD**
26. Reelz Channel **HD**
27. Lifetime **HD**
28. Ovation **HD**
29. Bravo **HD**
30. A&E **HD**
31. FX **HD**
32. FXX **HD**
33. BBC America **HD**
34. TLC **HD**
35. TBS **HD**
36. TNT **HD**
37. USA Network **HD**
38. Animal Planet **HD**
39. NASA TV
40. Discovery **HD**
41. National Geographic **HD**
42. Velocity **HD**
43. History Channel **HD**

44. ID: Investigation Discovery **HD**
45. Tru TV
46. Food Network **HD**
47. HGTV **HD**

News & Information

48. CNN **HD**
49. CNN Headline News **HD**
50. FOX News **HD**
51. C-SPAN
52. C-SPAN 2
53. Bloomberg Television
54. MSNBC **HD**
55. CNBC **HD**
56. Weather Nation **HD**

Sports & Entertainment

57. ESPN **HD**
58. ESPN 2 **HD**
59. ESPNEWS **HD**
60. ESPN U **HD**
61. Big Ten Network **HD**
62. Fox Sports 1 **HD**
63. Pursuit Channel **HD**

Music & More!

64. AXS **HD**
65. AUDIENCE **HD**
66. LINK
67. MTV **HD**
68. MTV2
69. BET **HD**
70. VH1 **HD**
71. CMT **HD**
72. Spike TV **HD**
73. SyFy **HD**
74. E! Entertainment **HD**
75. Comedy Central **HD**

Movies

76. AMC **HD**
77. Hallmark Movie Channel **HD**
78. Turner Classic Movies **HD**

MidAtlanticBroadband Hospitality Service  
729 East Pratt Street, Suite 440  
Baltimore, MD 21202

